



**YANMAR**

**ALL TERRAIN CARRIER**

**C30R-us**



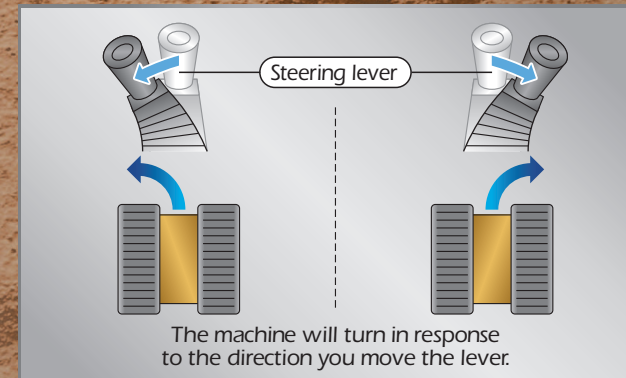
**YANMAR - YOUR BEST PARTNER FOR BUILDING THE FUTURE**

# The Carrier for Professionals

## Simple, Efficient Operation and the Ruggedness for Every Terrain



### Single Handed Operation



The single steering lever is extremely easy to operate with one hand. The easy controls give the operator hours of low-fatigue operation.

### The Ruggedness for Large Capacity Loads 5,500lbs (2500kg)

The loading vessel bottom plate is 0.24 inch thick, and the structure rugged and strong.



### Efficient Dumping

The dumping angle and clearance are big for efficient dumping.




### Turnable Reverse Operator's Seat

Turn the seat around with a single lever operation, without even getting out of your seat. The operator can always face forward regardless of the direction of travel. That's a convenient feature on restricted worksites.



### Variable Speed HST

Just step on the pedal to change speed like when using the automatic transmission of a passenger car. Acceleration and deceleration are smooth.



### Walk-through Operator Seat

Get in and out from either side — a big plus when space is tight.

### Rubber Track

The durable rubber tracks are gentle to asphalt but have plenty of traction on soft ground.



### Front Bumper

The front bumper protects the machine from damage during work.



### Four-pillar ROPS/FOPS Canopy Retractable Seat Belt

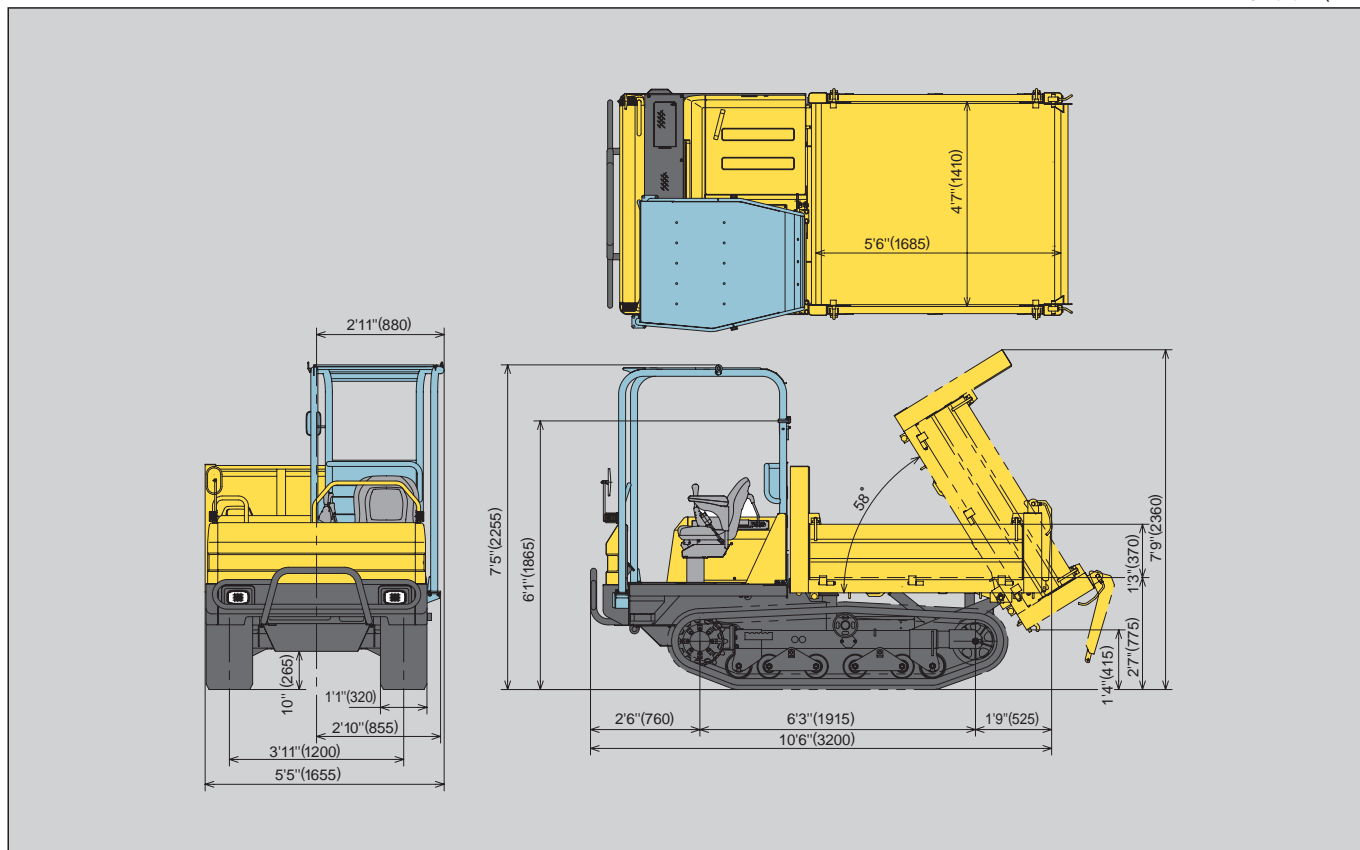
The ROPS (Rollover Protective Structure) and FOPS (Falling Object Protective Structure) canopy complies with safety standards.



### Easy Engine Maintenance

The hood opens fully for easy engine maintenance. The engine complies with the EPA's emissions regulation.





## Specifications

Model		C30R-us	
Dump Vessel Type		-	
Shape of Vessel		-	
Operating Weight		Net, unloaded	lbs (kg)
Engine		Type	-
		Model	-
		Output	hp (kW)/rpm
Transmission		-	
Under Carriage		Track type	-
		Track width	ft-in (mm)
		Min. ground clearance	ft-in (mm)
		Ground contact pressure	Unloaded
			Loaded
Brake		Service brake	Type
			Operation
		Parking brake	Type
			Operation
Performance		Max. payload	lbs (kg)
		Max. dumping angle	degrees
		Dump clearance	ft-in (mm)
		Dump body capacity	Struck
			Heaped
		Travel speed	Forward
			Reverse
		Traction force	lbs (kN)
Hydraulic System		Pump (for dump)	-
		Control valve	-
		Pump displacement	cu.in (cm <sup>3</sup> ) / rev
		Relief valve pressure	psi (MPa)
Fuel tank capacity		Gals (L)	

Note : All information presented in this Brochure is subject to change without notice.

## YANMAR CONSTRUCTION EQUIPMENT CO.,LTD.

OVERSEAS SALES DEPT.  
CUSTOMER SUPPORT MANAGEMENT DIVISION.  
1717-1 Kumano, Chikugo, Fukuoka 833-0055 JAPAN  
TEL:+81-942-53-5465 FAX:+81-942-53-5132  
<http://www.yanmar.co.jp>